

The modus operandi of Differentiating Homeopathic Medicines by Measuring physiological variability in Human Body temperature -“Research work Ready for open Challenge”

-Dr.Devendra Kumar Munta MD (Homeo)

Abstract: Homeopathic Medicine of 200c potency are given to Human subjects. Temperature variability is measured from skin of fore arm. Temperature variability data is subjected to parametric reconstruction and Auto regressive spectrum with the help of statistical software to identify the remedy specific action. Autoregressive coefficient's of different remedies are compared with one another by using correlation coefficient formula. Similar remedies taken their appropriate place in the correlation chart.

Keywords:Biorhythm, Physiological variability, Hypothalamus, Temperature Variability, data logger, Water soil temperature sensor, Parametric Reconstruction and Prediction, AR Spectrum, AR Spectral Coefficients, Correlation coefficient.

Aims and Objective:

Primary Objective:

To differentiate Homeopathic remedies from one another.
To identify an unlabelled Homeopathic medicine i.e, given to a person
To select right Homeopathic remedy for a diseased person.

Secondary Objective:

To know the relation between Homeopathic Remedies.
To verify Homeopathic basic principles and other observations made by stalwarts.

Introduction and Review of Research works:

Homeopathic medicines produce great impact on Hypothalamus, influence biorhythm this intern effect the physiological phenomenon in human body which are the cause for health and disease. Modern science called Homeopathic medicine as placebo due to absence of substance in Homeopathic dilutions. Research work on physiological variability is conducted to explore the possible mechanism under the action of Homeopathic medicines. This research may further explain the complexes in Homeopathic dilutions which might have a path for modern trends in Homeopathic Research.

The low concentrations of homeopathic remedies, often lacking even a single molecule of the diluted substance,¹ lead to an objection that has dogged homeopathy since the 19th century: how, then, can the substance have any effect? Modern advocates of homeopathy have suggested that "water has a memory"—that during mixing and succussion, the substance leaves an enduring effect on the water, perhaps a "vibration", and this produces an effect on the patient. However, nothing like water memory has ever been found in chemistry or physics^{2,3}, Furthermore, the claims of homeopathy contradict pharmacological science, which shows that higher doses of an active ingredient exert stronger effects.

Homeopathic remedies have been the subject of numerous clinical trials, which test the possibility that they may be effective through some mechanism unknown to science. While some individual studies have positive results,^{4,5} systematic reviews of published trials have failed to demonstrate efficacy.^{6,7,8,9}

What is dynamic influence,--dynamic power?¹⁰ Our earth, by virtue of hidden invisible energy, carries the moon around her in twenty eight days and several hours, and the moon alternately, in definite fixed hours (deducting certain differences which occur with the full and new moon) raises our northern seas to flood tide and again correspondingly lowers them to ebb. Apparently this takes place not through material agencies, not through mechanical contrivances, as are used for products of human labor; and so we see numerous other events about us as results of the action of one substance on another substance without being able to realise a sensible connection between cause and effect. Only the cultured, practised in comparison and deduction, can form for himself a kind of supra-sensual idea sufficient to keep all that is material or

mechanical in his thoughts from such concepts. He calls such effects dynamic, virtual, that is, such as result from absolute, specific, pure energy and action of the one substance upon the other substance.¹⁰

Biases are present in placebo-controlled trials of both homeopathy and conventional medicine. When account was taken for these biases in the analysis, there was weak evidence for a specific effect of homeopathic remedies, but strong evidence for specific effects of conventional interventions. This finding is compatible with the notion that the clinical effects of homeopathy are placebo effects.¹¹

Central council for research in Homeopathy conducted a research work on physiological variability concluded results as such *Aconitum napellus* produced a response in heart rate variability (HRV) with 30c potency and in blood flow variability with 1M potency. *Sulphur* 200c and 1M, *Gelsemium* 200c and *Pulsatilla* 200c, produced a 62.5% response in HRV against the placebo response of 16.6%. *Gelsemium*, *Phosphorus*, and *Sulphur* produced a response in blood flow variability with a 1M potency, similar to the response of *Aconitum napellus* 1M. These data suggest that it is possible to record the response of homeopathic medicines on physiologic parameters of the autonomic nervous system.¹²

Material and Methods:

1. Equipment:

- A. Temperature Data logger,
- B. Water/Soil Temperature Sensors ,
- C. PC & Green line data logging software.
- D. Human Subjects.
- E. Homeopathic Medicines of 200c Dilution.
- F. Statistical Processing Software for Data Analysis.

2. Temperature Data logger Specifications:

- i. Measurement range: -4° to 158° F
- ii. Accuracy: + or - 0.63° F (from 32° to 122° F)
- iii. Resolution : 0.05° F at 77° F
- iv. Response time in airflow of 1 m/s : 6 minutes
- v. Operating temperature: -4° to 158° F(logging), 32° to 122° F(Launching/Readout)
- vi. Memory: 64 bytes
- vii. Weight: 46g(1.6 oz)

3. Water/Soil Temperature Sensor Specifications:

- i. Measurement range: -40° to 122° F in water, -40° to 212° F in air.
- ii. Accuracy: + or - 0.45° at 65° F
- iii. Resolution: 0.05° F at 68° F
- iv. Response time in airflow of 1 m/s: 3 minutes, 30 seconds in water.
- v. Operating range: sensor tip and cable immersion in fresh water up to $+122^{\circ}$ F.
- vi. Material: Housing stainless steel sensor tip.
- vii. Probe dimensions: 0.5cm X 2.5cm

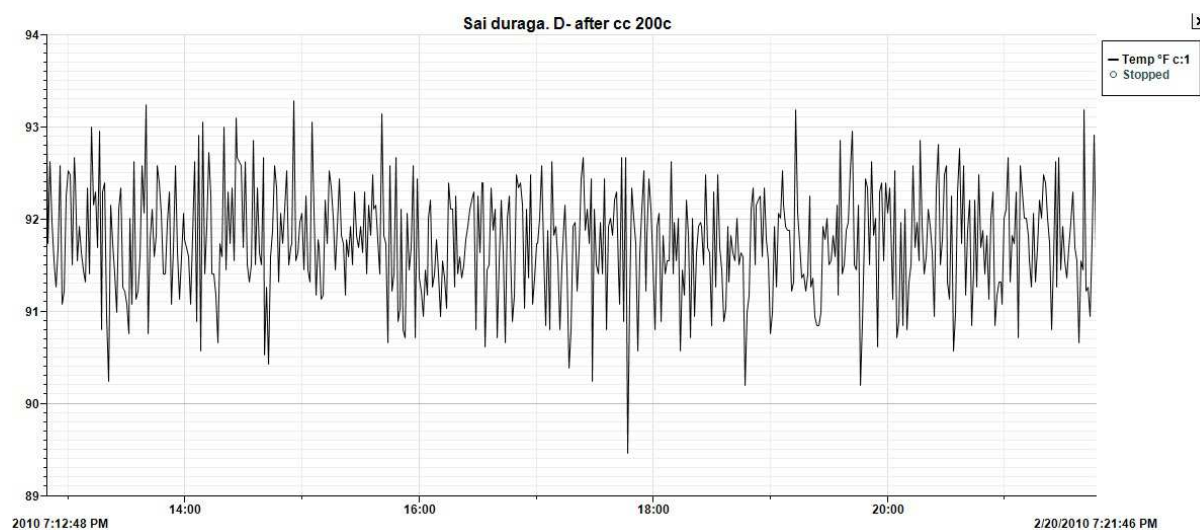


Figure 1: Temperature Data logger and sensor

4.Method of differentiating Homeopathic Remedies:

4.1 Measuring Physiological Variability:

Homeopathic remedy of 200c potency is used for the experiment. Freshly medicated Homeopathic pills of 200c are given to healthy volunteers.



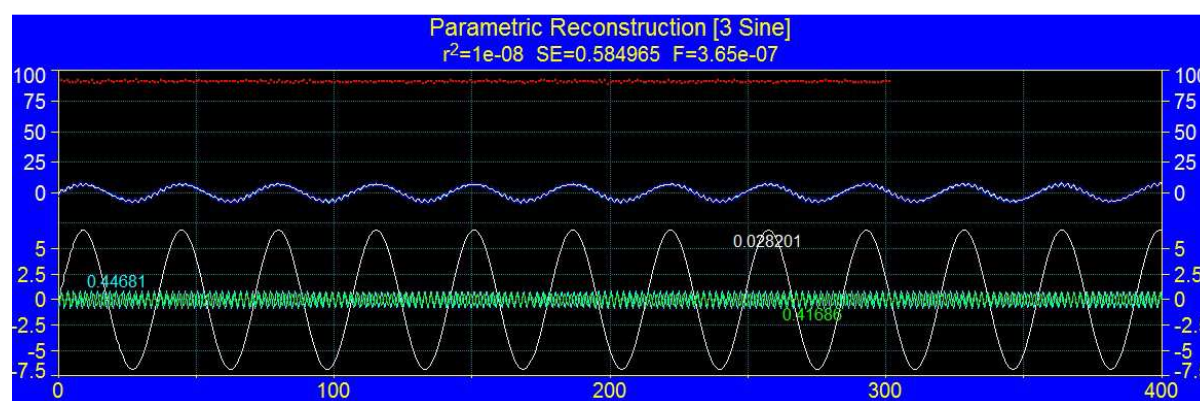
Temperature Variability Graph

Used data logger and temperature sensor for measuring physiological variability that is temperature variability from skin of Human body. Sensor is connected to forearm by means of cellophane tape. Cotton wool is used for insulation.

Temperature is measured for every one second for 30 minutes.

I have explained the method of measuring temperature variability from skin by connecting sensors with the help of data logger in my previous paper.¹³

4.2 Identification of Remedy peak within the data by using statistical technique parametric reconstruction and prediction.



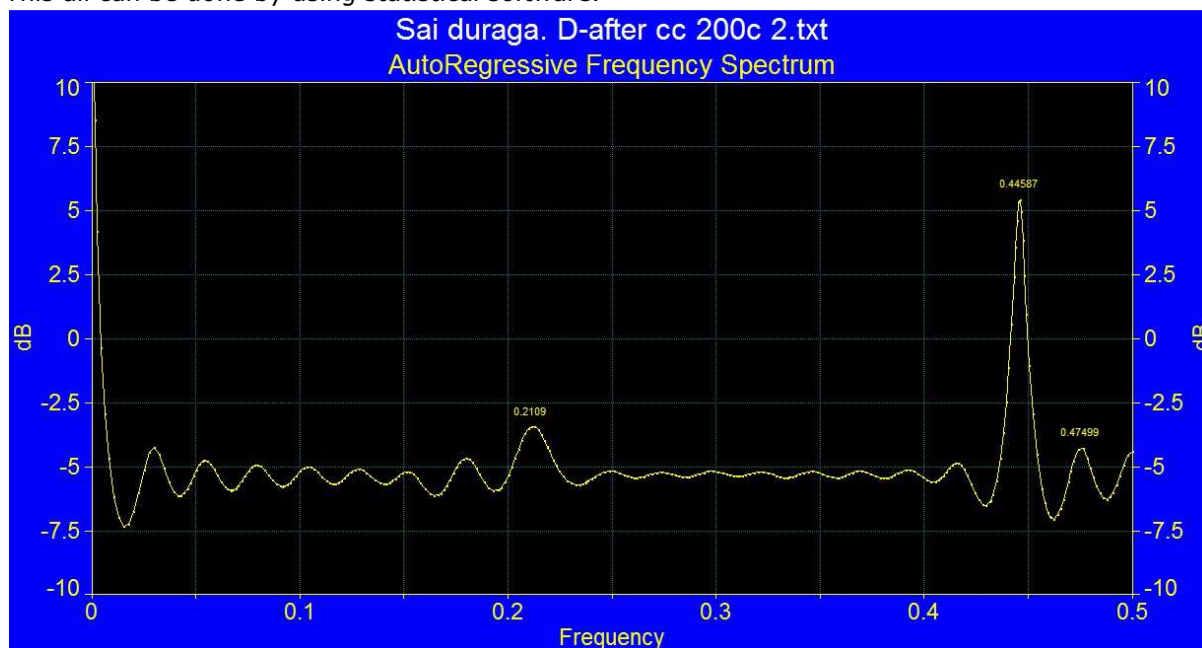
Smooth curves represent The Remedy action.

Once after measuring temperature variability, data must be test for peaks which represent the specific action of Homeopathic remedy. This can be done by using statistical procedure like parametric reconstruction and prediction (PRP). The data range which represented the action of remedy in PRP must be saved for further analysis.

Temperature variability data must be tested from starting to end to fix the data range which represent the remedy action. Data must be tested for every five minutes range until the appearance of smooth curves.

4.3 Obtain AR Spectral Co efficient.

Autoregressive spectrum (AR) must be obtained from the above saved data of temperature variability. AR Spectral confidents from the AR Spectrum are used for comparison of remedies. This all can be done by using statistical software.



Auto Regressive Spectrum



AR Co-efficient's

This is the procedure to be adopted to obtain AR Spectral Co-efficient's of all the Homeopathic remedies.

4.4 Comparison between Remedies: (Relationship between remedies):

The AR Spectral co-efficient of remedies must be compared with one another to know the relation between the remedies. For this purpose correlation coefficient formula must be used. This procedure can be done in excel office.

lyco ramu	bell dev	lyco as lak	puls dasa	baeil dev	lyco suresh	nm kamala	carci lak kum	caust lak kum	cv veeram	lach mazhur	lyco ramu 2	china mazib	lyco krishna	bell ragu	china ramana
0.009526531	-0.0045317	0.0577146	0.0584782	0.0360147	-0.00223699	-0.01189842	0.011673089	-0.02329405	0.0001955	0.015493467	0.009526531	-0.02229651	-0.007900828	0.0360078	0.054239295
-0.011628311	0.03191529	0.0700698	0.0690527	0.0187762	0.049004777	0.0274131	-0.02586018	0.047558294	-0.0065831	0.026933762	-0.01162831	0.086458191	0.004128759	-0.003204	0.064124347
0.055273208	0.03849515	0.05038884	0.0525241	0.0086626	-0.01165807	0.05899184	0.070245761	-0.022542613	0.0686685	0.048517797	0.055273208	0.055484922	0.0447869	0.073446108	
0.0418226	0.02460749	0.05977098	0.0573125	0.0193368	0.057810569	-0.00601723	0.032182626	0.094415713	0.01208462	0.008291458	0.0418226	0.062577741	0.047392321	0.0085034	0.041674357
-0.008399678	-0.0044184	0.05374556	0.0441624	0.0367997	0.007569187	0.03466419	-0.0313052683	0.020301779	0.00554733	0.041527761	-0.00839968	-0.010816358	-0.01176633	-0.007645	0.070965755
0.024398273	0.06528435	0.04746262	0.0513791	0.0346013	0.056765454	0.03478136	0.029575705	0.037694955	0.04509749	0.036071842	0.024398273	0.033199287	0.012608479	-0.013963	0.04346842
0.054106978	-0.0054016	0.0404255	0.0527509	0.0118439	-0.00224504	0.00213912	0.054480317	-0.005024742	0.03339	0.010206209	0.054106978	0.017951768	0.040630546	0.0441995	0.033279009
0.016385041	0.03424605	0.05529131	0.0533668	0.007444	0.0282689	0.04635027	0.011382291	0.069824856	0.01018509	0.051988766	0.016385041	0.028752892	0.050135145	0.0443332	0.049817657
0.007487057	0.03236461	0.0321286	0.0315439	0.0336817	0.010384503	0.02154936	0.011907353	0.019051312	0.01785419	0.017310769	0.007487057	0.041439209	-0.001353815	0.0144386	0.015744203
0.031500375	0.01843063	0.05113044	0.0461837	0.0510524	0.042780135	0.001997886	0.045901241	0.005170299	0.06021608	0.02569105	0.031500375	0.020498877	0.002954288	0.0302274	0.04177251
0.026304196	0.00680898	0.04510674	0.0216074	0.0377604	0.032606712	0.03640336	0.017151766	0.003077029	0.0029657	0.052846375	0.026304196	0.026304196	0.063157959	0.0651253	0.041630753
0.019962511	0.06703615	0.02612725	0.0548203	0.0117062	0.025437614	0.02365451	0.025918914	0.041461569	0.00257646	0.007631985	0.019962511	0.023881276	0.030504256	0.0515379	0.026425852
0.020646636	0.0065054	0.05462895	0.0297595	0.0055666	0.015209273	0.03633151	0.014765182	0.06832568	0.06832568	0.037710808	0.020646636	0.016984825	0.003957056	0.0159156	0.05709923
0.031656009	0.02159073	0.02020428	0.0446221	0.0238789	0.014273382	0.00934943	0.034082019	-0.01663086	0.00031486	0.040893027	0.031656009	0.033196204	0.02920022	0.0159327	0.041394203
0.043175364	0.04633541	0.04644038	0.0317517	0.0343704	0.034547431	0.05371472	0.038035893	0.061818353	0.0174981	0.005508148	0.043175364	0.005213685	0.032002668	0.0289752	0.039222513
0.005588189	0.01619107	0.01734203	0.0358465	0.028726	0.029129378	0.00558124	0.001786129	0.014001712	0.05356516	0.048116101	0.005588189	0.043824815	0.026453285	0.0050569	0.057853201
-0.00786696	0.01636778	0.02142447	0.0403234	0.0150034	0.035747594	0.02055128	0.015512007	0.052284466	0.00379258	0.021338736	0.00786696	-0.001804798	0.012606233	0.0005379	0.01741624
0.063564119	0.03941933	0.02257523	0.0268825	0.0131848	0.01251948	0.07044013	0.035448876	-0.041697624	0.04366378	0.015325331	0.063564119	0.062518837	0.005709809	0.0193531	0.038190846
0.01919871	0.01366595	0.01428467	0.0359443	0.0285621	0.024827059	-0.02741624	0.06120751	0.069682256	0.0183706	0.051570838	0.01919871	0.006796952	0.04868023	0.029519	0.0389921503
-0.02007421	0.02454686	0.00451753	0.0193465	0.0447851	0.024024181	0.0576107	-0.021349638	0.012597313	0.01912112	0.007609704	-0.02007421	0.06799652	0.003478278	0.0358957	0.006826573
0.050762178	0.0432887	0.0219128	0.0281791	0.0401435	0.034531068	0.03858912	0.034660972	0.054841723	0.04488346	0.026012822	0.050762178	0.006979946	-0.017517098	0.0387717	0.021464179
0.059279855	0.00902655	-0.0043919	0.0253726	0.0188092	0.028127235	-0.01389544	0.066888408	-0.027917576	0.01228743	0.043714833	0.059279855	0.044630613	0.020509479	0.0448427	0.002529755
0.013681923	0.03503065	0.01343418	0.0102385	0.0102536	0.012900316	0.06565579	-0.001296554	0.048589947	0.02877301	-0.000375273	0.013681923	0.004761238	0.04271022	0.0371075	0.009324174
0.01558562	0.02495672	0.01626239	0.0221104	0.0224968	0.028491083	0.02468578	-0.001448709	0.024478685	0.02553415	0.035592875	0.01558562	0.034113726	0.027429627	0.0176521	0.023978598
0.064951625	0.02171363	0.01622639	0.0076287	0.0370431	0.017168819	0.00109267	0.057049685	0.052520314	0.04253492	0.064951625	0.029324667	0.064951625	0.026566979	0.021456844	0.000511166
0.008582538	0.03021163	0.03159726	0.0198482	0.031352	0.051087814	0.05503628	0.034794164	-0.0164531	0.02060205	0.002330399	0.008582538	0.020771853	0.00863615	0.0249689	0.034827582
0.002278373	0.01538625	-0.0229848	0.0129593	0.0125655	0.007905488	0.00963068	0.03157761	0.043079378	0.000155063	0.047753605	0.002278373	0.055945005	0.052714734	0.0100157	0.018760729
0.02044299	0.03749802	0.01947308	0.006363	0.0037248	0.04055921	0.02163141	0.045434665	0.03942705	0.06948143	0.008171141	0.02044299	0.008261723	0.04052559	0.000258	0.011465513

AR Coefficient's for different remedies proved on different persons.

4.5 Set master key for identification of Remedy.

AR Spectral co-efficient of any polycryst remedy cab be used as master key in identifying the remedy.

Sort the correlation coefficient's in descending or ascending order with the master key.

Look at the final step similar remedies occupied their appropriate place in Correlation Chart. Same remedies stand side by side in the chart.

	A	B	C	D	E	F	G	H	I	J	K	L	M	N	O	P	Q	R	S	
1		nm shakee	irg nit az a	bell dev	aa enka	lyco as lak	cc subrah	puls dasa	baeil dev	lyco suresh	nm kamalacarci	lak kurust	lak kuicv	veeram	lach mazhur	lyco ramu	hina mazilyco	krishna	bell ragu	
2	nm shakee		1																	
3	nm shakee		1	0.110093	-0.00541	0.263004	-0.16217	-0.02613	0.137027	-0.07624	0.018688	-0.0731	0.158988	-0.15236	-0.14518	-0.00174	0.063919	0.017645	0.148579	0.524723
4	bell ragu	0.524723257	0.015576	0.035851	0.0382296	-0.03112	-0.13335	0.067903	-0.15525	-0.02397	0.014908	0.144092	-0.1094	0.027242	-0.01312	0.030556	-0.09729	0.125551	1	
5	arg nit ranga	0.343754096	0.106704	0.149915	0.253699	-0.17446	-0.127	0.135501	-0.14149	-0.03232	0.191783	-0.04798	-0.00306	-0.0719	0.205391	-0.14392	-0.04024	-0.07291	0.002764	
6	aa enka	0.263004148	-0.21042	0.137586	1															
7	aa vive	0.23162995	-0.06039	-0.1091	-0.05574	-0.01897	-0.00017	-0.06565	-0.00523	-0.00542	-0.0618	0.545443	0.054174	-0.29869	-0.06699	0.726923	0.000492	-0.02335	0.163755	
8	carci lak kum	0.158987556	-0.14311	0.225649	0.019405	-0.1184	-0.04039	-0.06357	-0.07004	-0.05944	-0.08241	1								
9	lyco krishna	0.14857899	-0.07725	0.030864	-0.0273	-0.06852	-0.09407	-0.03247	-0.02812	0.0536	0.032453	-0.05255	0.202052	0.113976	0.085184	0.022816	-0.0335	1		
10	puls dasa	0.137027294	0.660772	0.021066	1															
11	puls ravikum	0.110264027	0.641916	-0.02528	-0.12612	0.489236	0.208019	0.763503	-0.03022	-0.11403	-0.11063	-0.10049	0.136467	-0.08888	0.191549	-0.09818	0.003397	-0.04558	0.048112	
12	arg nit az ali	0.110092938	1																	
13	lyco sai babu	0.084614569	0.440685	0.069049	-0.11743	0.398016	0.127639	0.640078	-0.02666	0.110406	0.02122	-0.07313	0.247034	-0.07111	0.153771	-0.10103	0.143548	0.037896	-0.05341	
14	lyco ramu	0.063919261	-0.10426	0.07276	-0.08552	-0.06684	-0.01426	-0.09532	0.0125	-0.17713	0.824383	0.018319	0.187511	-0.03459	1					
15	china ramana	0.019739956	0.642532	-0.09175	-0.13166	0.701764	-0.03221	0.698331	-0.06443	-0.1133	0.047291	-0.07	-0.13238	0.059904	0.219489	-0.0795	-0.01505	-0.12575	-0.129	
16	lyco suresh	0.0186881	-0.17616	0.513811	-0.04329	0.105959	0.062111	0.1654825	0.149533	1										
17	china mazib	0.017645075	0.224253	-0.10664	-0.02765	-0.05794	0.323231	-0.04343	-0.021	-0.23282	0.068848	-0.13843	0.117117	-0.0998	-0.0772	-0.07748	1			
18	cc vij lak	0.006275742	-0.01465	-0.04611	0.06208	-0.03455	-0.03116	-0.11214	0.00699	-0.03974	0.008585	-0.16421	0.047728	-0.06453	0.414088	-0.16901	-0.03621	-0.21418	-0.05214	
19	cc sai dur	0.002812264	-0.03941	-0.00941	-0.0229	-0.04041	-0.24121	-0.03033	-0.05082	-0.01066	-0.01859	0.024923	-0.07392	-0.15464	0					

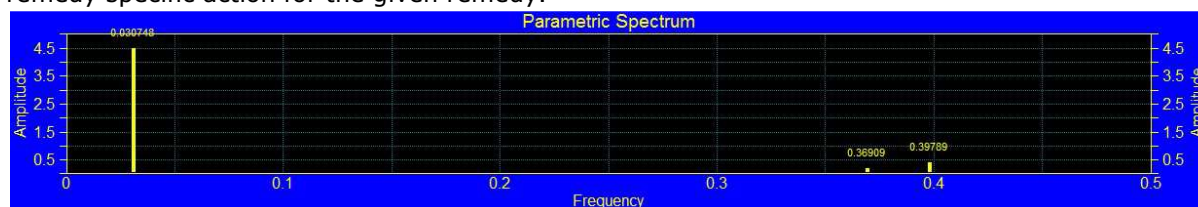
Observations and Results:

We have analysed the data collected during years 2009 and 2010, Following are the details of remedies tested on various persons.

S.No	Remedy	No of Persons	Used for Analysis	No of Persons Included in Final Analysis	No of Persons showed Remedy specific action
1	alumina200c	1	No	0	0
2	antim crude 200c	2	No	0	0
3	arg nit 200c	2	Yes	2	2
4	arsenicum alb 200c	10	Yes	2	2
5	B.carb 200c	1	No	0	0
6	bacillinum 200c	1	No	1	1
7	belladonna 200c	10	Yes	2	2
8	bryonia 200c	3	No	0	0
9	calcareea carb 200c	5	Yes	4	4
10	cantharis 200c	1	No	0	0
11	carbo veg 200c	4	Yes	1	1
12	carcinosin 200c	1	Yes	1	1
13	causticum 200c	1	No	1	1
14	china 200	6	Yes	2	2
15	ferr met 200c	1	No	0	0
16	gelsemium 200c	1	No	0	0
17	hepar sulph 200c	1	No	0	0
18	Kali bich 200c	2	No	0	0
19	kali carb 200c	4	Yes	1	1
20	lachesis 200c	3	Yes	2	2
21	lycopodium 200c	8	Yes	6	6
22	medorrhinum 200c	2	No	0	0
23	merc sol 200c	3	Yes	1	1
24	Natrum mur 200c	13	Yes	2	2
25	nux vom 200c	4	No	0	0
26	phosphorus 200c	1	No	0	0
27	pulsatilla 200c	10	Yes	2	2
28	Raustox 200c	1	No	0	0
29	sepia 200c	4	Yes	2	2
30	silicea 1m	1	No	0	0
31	silicea 200c	3	No	0	0
32	sulphur 200c	5	Yes	1	1
33	Veratrum album 200c	1	No	0	0
Total	33	116	-	33	33

Discussion:

Appearance of two small waves of equal amplitude in Parametric spectrum is considered as remedy specific action for the given remedy.



Parametric Amplitudes

Many persons have not showed remedy specific action, the reason is temperature variability data is not collected for long time. Data is only measured for five minutes the same data is tested for action of remedy. If measured data is for a long time, we would have tested and included the data which represent the remedy specific action.

If looked at Correlation Co efficient Chart CALCAREA CARB, LYCOPODIUM,PULSATILLA, SEPIA have appeared side by side. This shows the efficacy and accuracy of the method.

The analysed remedy data is collected during the period of two years. Even though temperature variability is measured at various times during two years of time, similar remedies have taken appropriate place in the Correlation Chart.

Conclusion:

Homeopathic medicines produce great impact on physiological variability. Change in pattern of physiological variability is used for differentiating Homeopathic medicines. The procedure explained is certainly a valuable method to identify unlabelled individual Homeopathic medicines as well as identifying remedy for diseased individual. The automatic arrangement of remedies in correlation chart shows the relation between Homeopathic remedies. This procedure of measuring physiological variability and differentiating remedies by correlation formula will verify the basic principles and other observation in Homeopathy made by start warts. This procedure can be developed to a great extent to write a computer programme (annexure 1) to identify Homeopathic remedy in a single click.

Bibliography:

1. Ernst, E (2005), "Is homeopathy a clinically valuable approach?", *Trends in Pharmacological Sciences* **26** (11): 547-8, doi:10.1016/j.tips.2005.09.003, PMID 16165225
2. "When to believe the unbelievable", *Nature* **333** (6176): 787, 1988, Bibcode 1988Natur.333Q.787.,doi:10.1038/333787a0, PMID 3386722
3. Maddox, J.; Randi, J.; Stewart, W. (1988). "'High-dilution' experiments a delusion.". *Nature* **334** (6180): 287-291. Bibcode 1988Natur.334..287M.doi:10.1038/334287a0. PMID 2455869
4. Cucherat, M; Haugh, MC; Gooch, M; Boissel, JP (2000), "Evidence of clinical efficacy of homeopathy. A meta-analysis of clinical trials. HMRAG. Homeopathic Medicines Research Advisory Group", *European journal of clinical pharmacology* **56** (1): 27-33, PMID 10853874
5. Caulfield, Timothy; Debow, Suzanne (2005), "A systematic review of how homeopathy is represented in conventional and CAM peer reviewed journals", *BMC Complementary and Alternative Medicine* **5**: 12,doi:10.1186/1472-6882-5-12, PMC 1177924, PMID 15955254
6. Kleijnen, J; Knipschild, P; Ter Riet, G (1991), "Clinical trials of homoeopathy", *BMJ* **302** (6772): 316-23,doi:10.1136/bmj.302.6772.316, PMC 1668980, PMID 1825800
7. Linde, K; Clausius, N; Ramirez, G; Melchart, D; Eitel, F; Hedges, L; Jonas, W (1997), "Are the clinical effects of homoeopathy placebo effects? A meta-analysis of placebo-controlled trials", *The Lancet* **350** (9081): 834-43,doi:10.1016/S0140-6736(97)02293-9, PMID 9310601
8. Linde, K; Scholz, M; Ramirez, G; Clausius, N; Melchart, D; Jonas, WB (1999), "Impact of Study Quality on Outcome in Placebo-Controlled Trials of Homeopathy", *Journal of Clinical Epidemiology* **52** (7): 631-6, doi:10.1016/S0895-4356(99)00048-7, PMID 10391656
9. Adler J (2004-02-04). "No way to treat the dying". *Newsweek*.
10. Dr.Samuel Hahneamann: "Organon of Medicine"6th Edition, reprint 1997, translated by 'William Boericke' B.Jain publishers, P 99
11. Aijing Shang MD, Karin Huwiler-Müntener MD, Linda Nartey MD, Peter Jüni MD, Stephan Dörig, Jonathan AC Sterne PhD Daniel Pewsner MD, Prof Matthias Egger MD "Are the clinical effects of homoeopathy placebo effects? Comparative study of placebo-controlled trials of homoeopathy and allopathy"
12. Nirupama Mishra, K. Charan Muraleedharan, Akalpita Srinivas Paranjpe, Devendra Kumar Munta, Hari Singh, and Chaturbhuja Nayak." An Exploratory Study on Scientific Investigations in Homeopathy Using Medical Analyzer "The Journal of Alternative and Complementary Medicine. August 2011, 17(8): 705-710. doi:10.1089/acm.2010.0334.
13. Devendra Kumar Munta MD, "http://hpathy.com/scientific-research/an-endeavor-to-illustrate-an-objective-evidence-for-the-action-of-homeopathic-medicines-by-measuring-physiological-variability-in-human-body-temperature/", 26th September 2012, 10.31 pm.

Acknowledgements:

I am very much appreciative to my patients in my clinic who have been co-operated all through the experimental process. My exceptional gratitude to Dr. Andres Zuno Arce.,Associate Professor.,Homeopathy Candegabe University.,Argentina. Who stands as inspiration in writing this research paper. I am obliged to administrators of hpathy.com, homeorizon.com and similima.com who encouraged me to write a research paper.

My exceptional thanks to Mr.Sadiq Mohammand and Mr.P.Ramakrishna who helped me in procuring equipment from abroad.

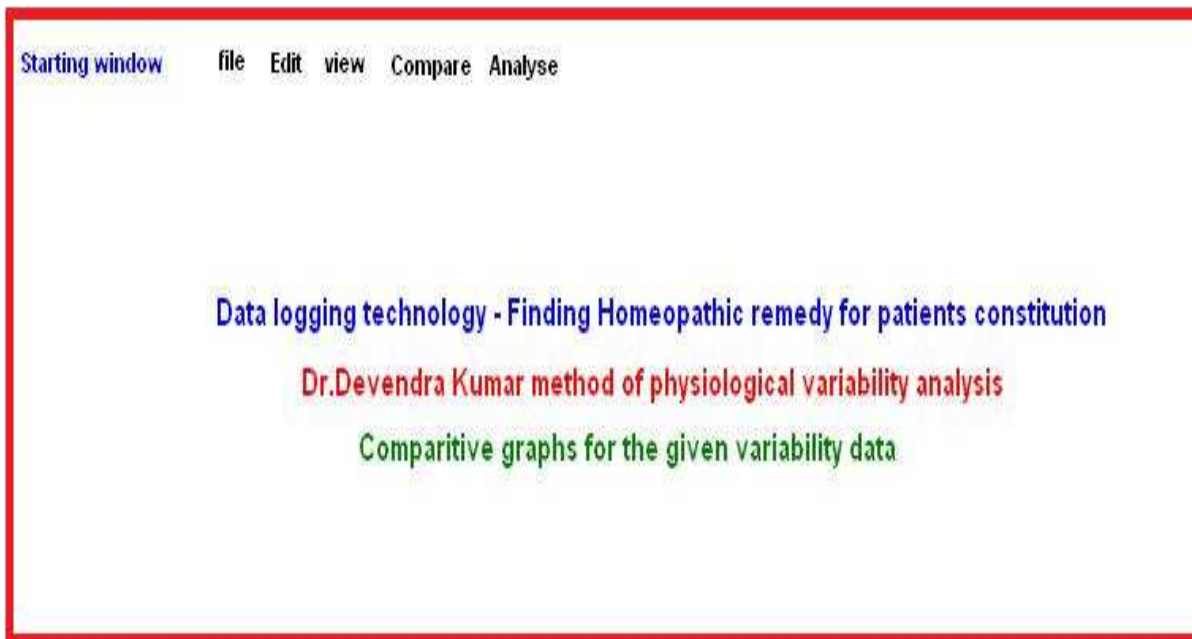
I am indebted to Dr.Jindal, Dr.Paranjape from BARC,Mumbai and Dr.Nirupama Misra, Dr.K.C.Muralidharan from CCRH,Mumbai discussions with whom enriched my knowledge in physiological variability.I am thankful to Dr.C.Nayak, former director CCRH, who bestow an opportunity to develop my skills in research methodology.

I am thankful to Dr.Muralikrishna,Dr.Yadagiri,Dr.P.Ramakrishna,Dr.G.Srinivasulu, Dr.G.R.Mohan, Dr.O.V.S.K Subrahmanyam, and Dr. M.D.Srinivas who have guided me during scholastic activities.I am indebted to my parents without their co-operation this research work may not see the light.

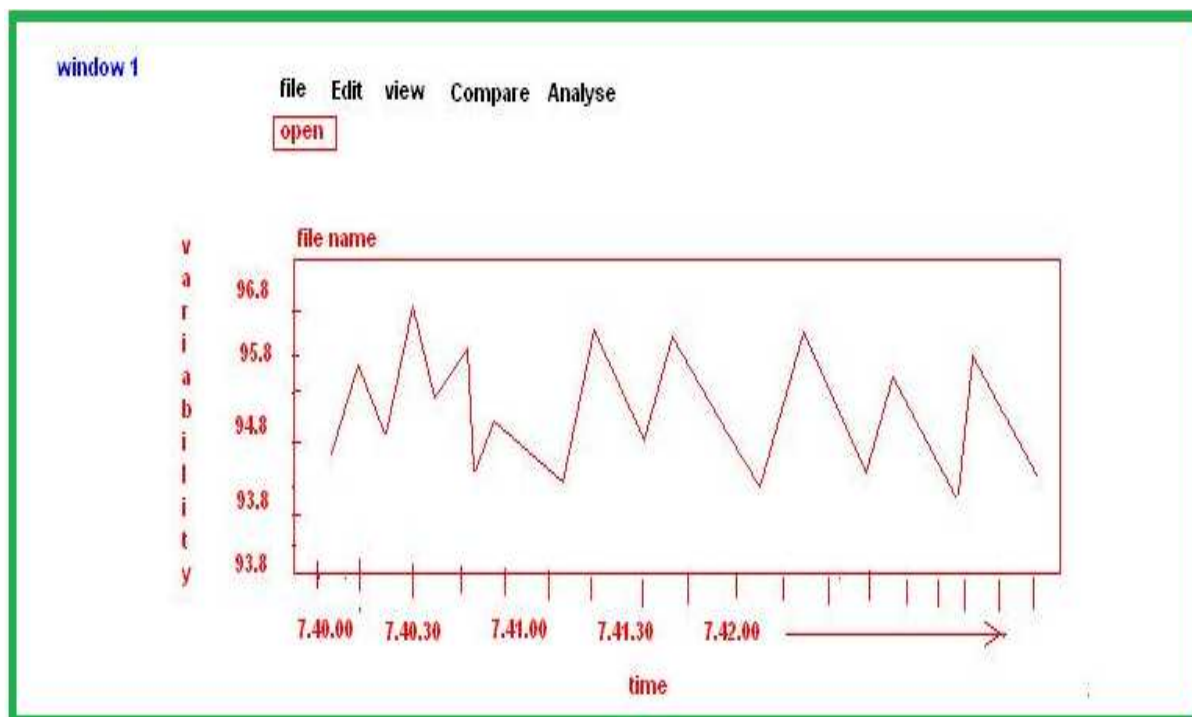
Annexure:

Annexure 1:

A Proposed computer programme based on above research work for selection of similar Homeopathic remedy as well as to know an unlabelled Homeopathic medicine.



Starting Window



Window 1

window 2 file Edit view Compare Analyse
 open
 save
 save as
 Export as text

window 3 file Edit view Compare Analyse
 copy
 select graph

window 4 file Edit view Compare Analyse
 zoom in
 zoom out

Window 2 3 4

window 5 file Edit view **Compare** Analyse

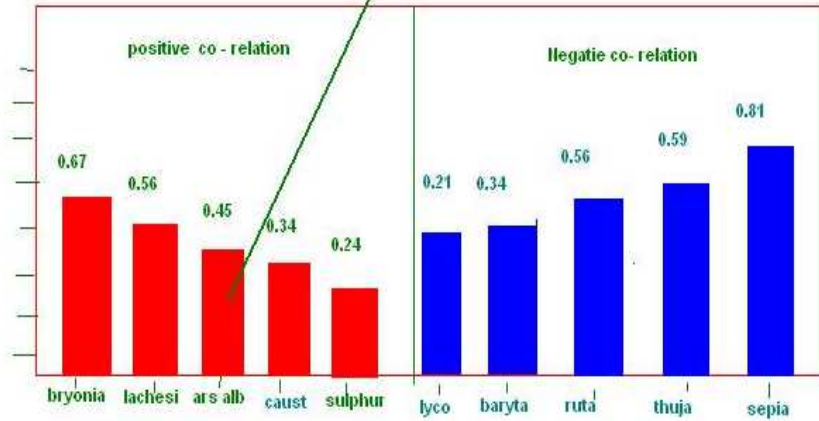
Please enter time:

Window 5

window 6

file Edit view **Compare** Analyse

file name:



click upon this Bar - show patient graph and remedy graph one above the other

Topmost indicated remedies for the Patient constitution

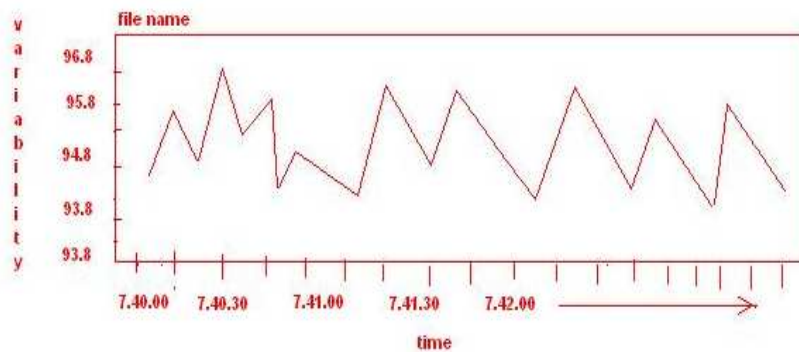
positive co relation

bryonia	0.45
lachesis	0.35
ars alb	0.23
causticum	0.21
sulphur	0.11
hepar	0.09
sepia	0.087
lyco	0.071
arum	0.062
naja	0.053

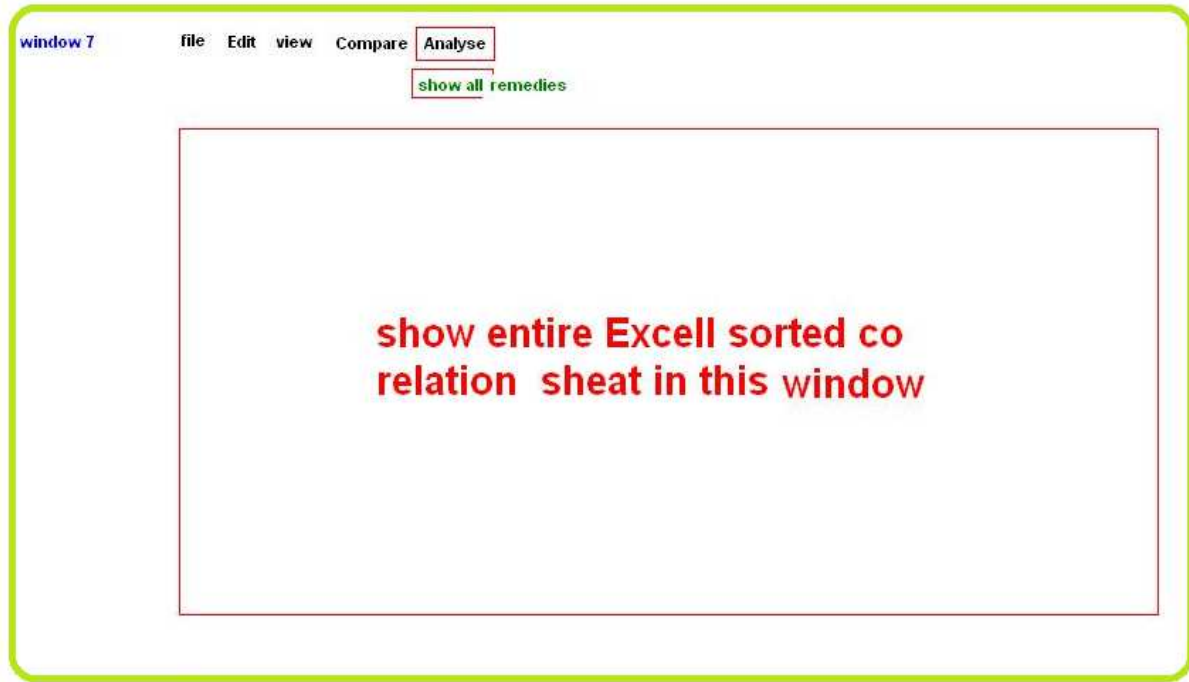
negative co relation

rubrum	-0.91
amm carb	-0.89
nat mur	-0.78
ant crude	-0.69
arnica	-0.58
sac lac	-0.48
phosphorus	-0.35
lac can	-0.28
raustox	-0.23
pulsatilla	-0.11

click upon this text - show patient graph and remedy graph one above the other



Window 6



Window 7

Please visit <http://homeoresearch.blogspot.com> for more information and updates on this Research Work.